

Home > What Is Your EcoType? > *Your 2025-26 EcoTypes Report*

Your 2025-26 EcoTypes Report

Survey date: July 29, 2025 at 5:46 pm

Questions? See the [report FAQ](#)

Thanks for taking our EcoTypes survey! Your detailed results are below, with an overview at top to help you understand them. You can also calculate your EcoType yourself [coming in Aug 2025].

Your data are stored anonymously, but you can [retrieve your report in future](#) via a random entry key; make sure to save it now.

Entry key: **ilrc4**

If you would like to explore your survey results in greater depth, feel free to complete the followup form [coming in Aug]. You'll need your entry key, as the form is customized with your survey results.

[OVERVIEW](#) | [THEMES](#) | [ECOTYPES](#) | [GLOBAL PRIORITIES](#)

Overview

What is your [EcoType](#)—your broad approach to environmental issues? To understand your survey report and how we calculated your EcoType, let's first introduce EcoTypes axes, then soon you'll meet three *themes* built on these axes.

Axes

[Axes](#) are the building blocks of EcoTypes, each representing a fundamental dimension of how we approach environmental issues. You positioned yourself in the survey via twelve sliders, corresponding to the twelve EcoTypes axes. Each had a pair of opposing statements, allowing for responses across the full range of potential difference—the left and right axis poles.

Axis scores can range from -1 to +1: from the left to the right pole. There are four equally spaced slider positions between the poles: -0.6 (leaning strongly toward the left pole), -0.2 (leaning slightly toward the left pole), +0.2 (leaning slightly toward the right pole), and +0.6 (leaning strongly toward the right pole). We intentionally did not include a middle position, to encourage you to think hard

and make an honest choice.

There are no better or worse axis scores! But differences in our axis scores point to fundamental differences in our EcoTypes.

Below are the twelve EcoTypes axes; click for a summary of each. EcoTypes is unique in drawing upon a wide range of fundamental considerations in how we approach environmental issues.

[Aesthetics](#) | [Change](#) | [Economies](#) | [Ecosystems](#) | [Ethics](#) | [Nature](#) | [Science](#) | [Social Scale](#) | [Society](#) | [Spirituality](#) | [Technology](#) | [Time](#)

Your axis scores will be presented below, but one general summary is your *polarity score*, from 0 to 1. Higher scores indicate that you expressed strong opinions (i.e., tended to lean strongly toward the left or right pole). There is no good or bad polarity score, but you may wish to compare yours with others and discuss possible differences.

Polarity: **0.5**

Low



High

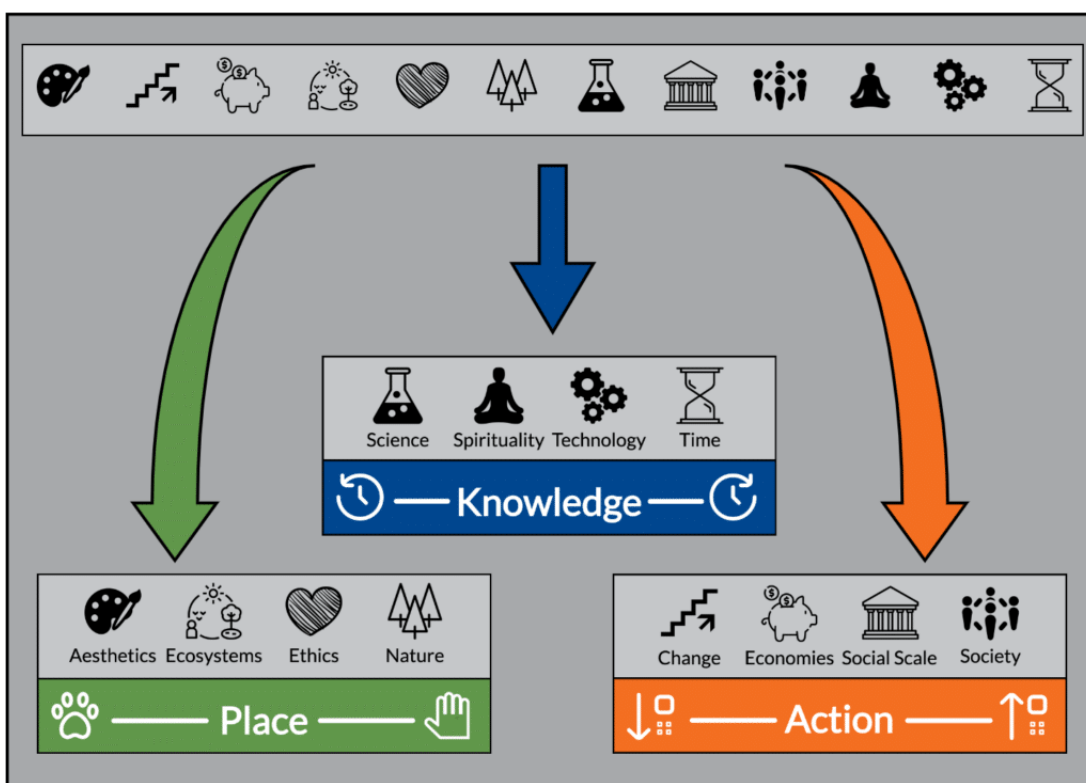
Themes

Now, let's talk about [EcoTypes themes](#). All twelve axes are included in your EcoType. But they are not twelve different things: in fact, [statistical analysis](#) of thousands and thousands of survey responses has suggested that these twelve axes build on three underlying factors or themes: Place, Knowledge, and Action,

each with four related axes.

These three themes thus summarize the biggest statistical differences between you and other survey respondents. Think of it this way: *many care, just differently*, about Place, Knowledge, and Action—the three EcoTypes themes.

The relationship between EcoTypes axes and themes is summarized in the image below.



Twelve EcoTypes axes (top), with three statistical themes derived from these axes (bottom).

The three EcoTypes themes have *attractors* at each end, summarizing difference in the poles of their related axes. Themes are also scored from -1 to +1,

as the average of your related axis scores.

EcoTypes




Finally, your EcoType! Your EcoType is based on your two strongest theme scores: your Place, Knowledge, or Action scores closest to -1 or +1. There are thus Place/Knowledge, Knowledge/Action, and Action/Place EcoTypes. You'll learn a lot more about your EcoType (and your complementary EcoType, the one most different from yours) below. Just remember this sequence—from twelve *axis* scores to three *theme* scores to your *EcoType*—as you read your report.


Theme and Axis Scores

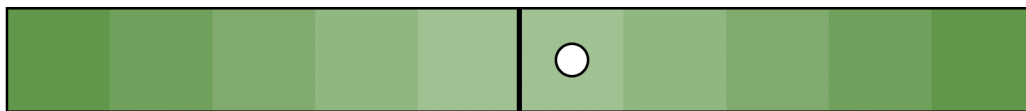
PLACE | KNOWLEDGE | ACTION

Below are your Place, Knowledge, and Action scores, with related axis scores under each theme.

Place

			
Aesthetics	Ecosystems	Ethics	Nature


Place




WHAT WORLD DO WE WANT, AND WHAT IS THE PLACE OF NONHUMANS AND HUMANS?

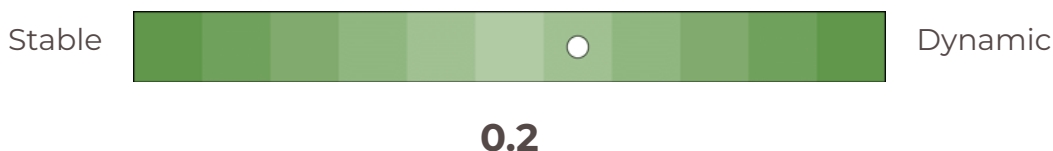

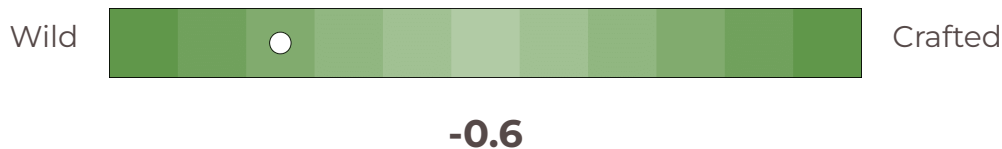
Place score: **0.1**. Your Place theme score leans **toward human Place**.

Place builds on the Aesthetics, Ecosystems, Ethics, and Nature axes. Together, they suggest differences in how we understand the place of nonhumans and humans in this world, and how we prioritize their well-being in making this world a good place.


Below are your scores for the four axes contributing to Place; click each link at left for a summary of each axis. Your score is approximated by the location of the white dot between the left (-1) and right (+1) axis poles. Remember, there are no good or bad axis scores! But differences in our axis scores may suggest fundamental differences in our EcoTypes.



Aesthetics



Ecosystems



Biocentric



Anthropocentric

-0.2

Ethics



Pure



Hybrid

1.0

Nature

Knowledge



WHAT OLD AND NEW WAYS OF KNOWING
WILL HELP US BUILD THE WORLD WE WANT?

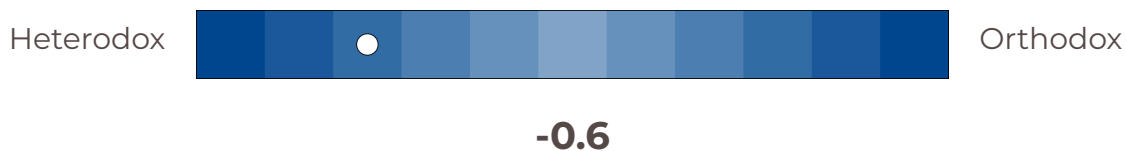
Knowledge score: **0.1**.
Your Knowledge theme score leans **toward new Knowledge**.

Knowledge brings together the Science, Spirituality, Time, and Technology axes, and suggests differences between old and new ways of knowing, focusing on tradition and ancient wisdom alongside scientific and technological progress.


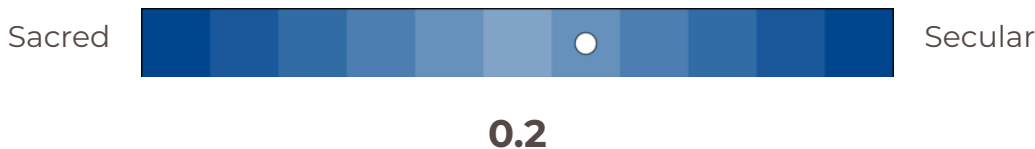
Below are your scores for the four axes contributing to Knowledge; click each link at left for a summary of each axis. Your score is approximated by the location of the white dot between the left (-1) and right (+1) axis poles. Remember, there are no good or bad axis scores! But differences in our axis scores may suggest fundamental differences in our EcoTypes.



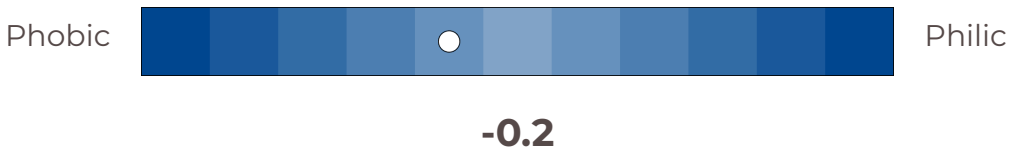
Science




Spirituality

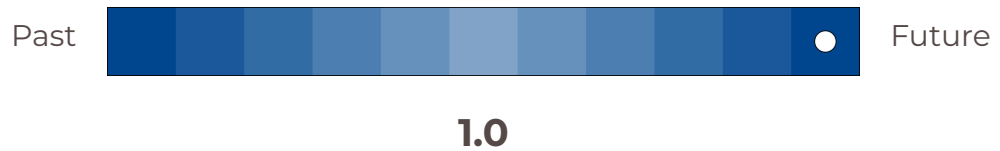


Technology





Time



Knowledge subtypes

The Knowledge theme has three subtypes. It has four statistically related axes like the other themes, and two attractors, Old and New Knowledge. Some survey respondents lean toward Old Knowledge; others lean toward New.

But other respondents embrace *both* Old and New Knowledge: specifically, they lean toward old Knowledge with Spirituality and Time, and toward new Knowledge with Science and Technology. We call this “integral” Knowledge: an effort to bring together the insights of spirituality and science, of old and new Knowledge. Think of old, integral, and new Knowledge as three different ways of knowing in the environmental context; like Place and Action attractors, none of these Knowledge types are inherently good or bad.

We’ll present below your separate scores for Spirituality/Time, then for Science/Technology, which point toward your Knowledge subtype: old, integral, or new.



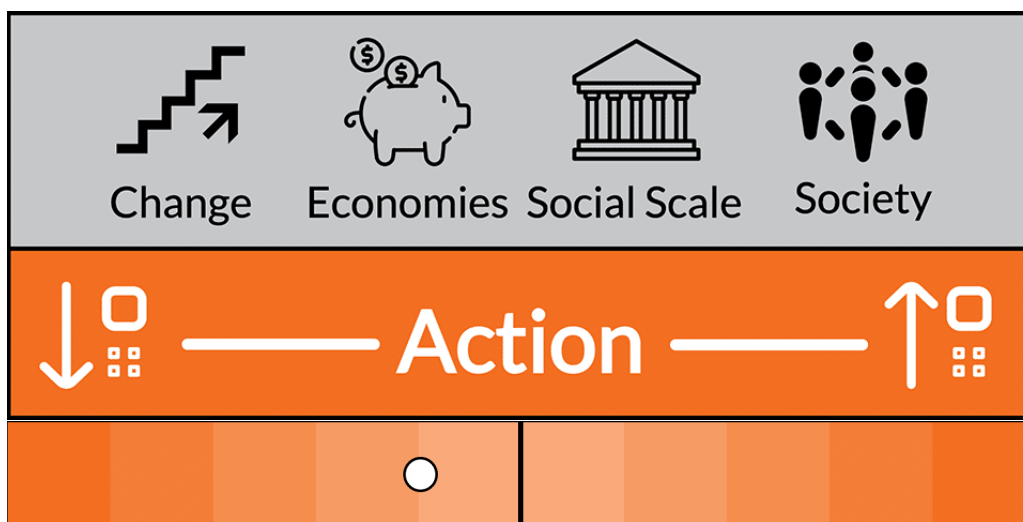
Spirituality/Time score: **0.6**. Your Spirituality/Time score leans **strongly toward new Knowledge**.



Science/Technology score: **-0.4**. Your Science/Technology score leans **toward old Knowledge**.

Your resultant Knowledge type (see background above): **Neutral**. Your approach to Knowledge does not lean toward Old nor New, nor Integral. Maybe when you take the survey later, your approach to Knowledge may change!

Action



WHAT ACTION AT SMALL AND BIG SCALES WILL HELP US BUILD THE WORLD WE WANT?

Action score: **-0.2**. Your Action theme score leans **toward small Action**.

Action builds on the Change, Economies, Social Scale, and Society axes, all of which address how to make a difference in this world. Can small actions add up to make a big difference? Does big structural change demand big, systemic action?

Below are your scores for the four axes contributing to Action; click each link at left for a summary of each axis. Your score is approximated by the location of the white dot between the left (-1) and right (+1) axis poles. Remember, there are

ECOTYPES

[About](#)

[Survey](#)

[Components](#)

[Going Deeper](#)

[Home](#)



Change



Market



Planned

0.6

Economies



Individual



Institutional

-0.6

Social Scale



Consensus



Conflict

-0.2

Society

EcoTypes

Your EcoType

As you learned above, your [EcoType](#) is based on your two strongest theme scores, i.e., the ones closest to -1 or +1. Here is a reminder of your theme scores, from above:

Theme	Place	Knowledge	Action
Score	0.1	0.1	-0.2

Note: because of your similar theme scores, you may have several EcoTypes that fit you best; the EcoType below is just one of them. We'll provide links to your other possible EcoTypes as well.

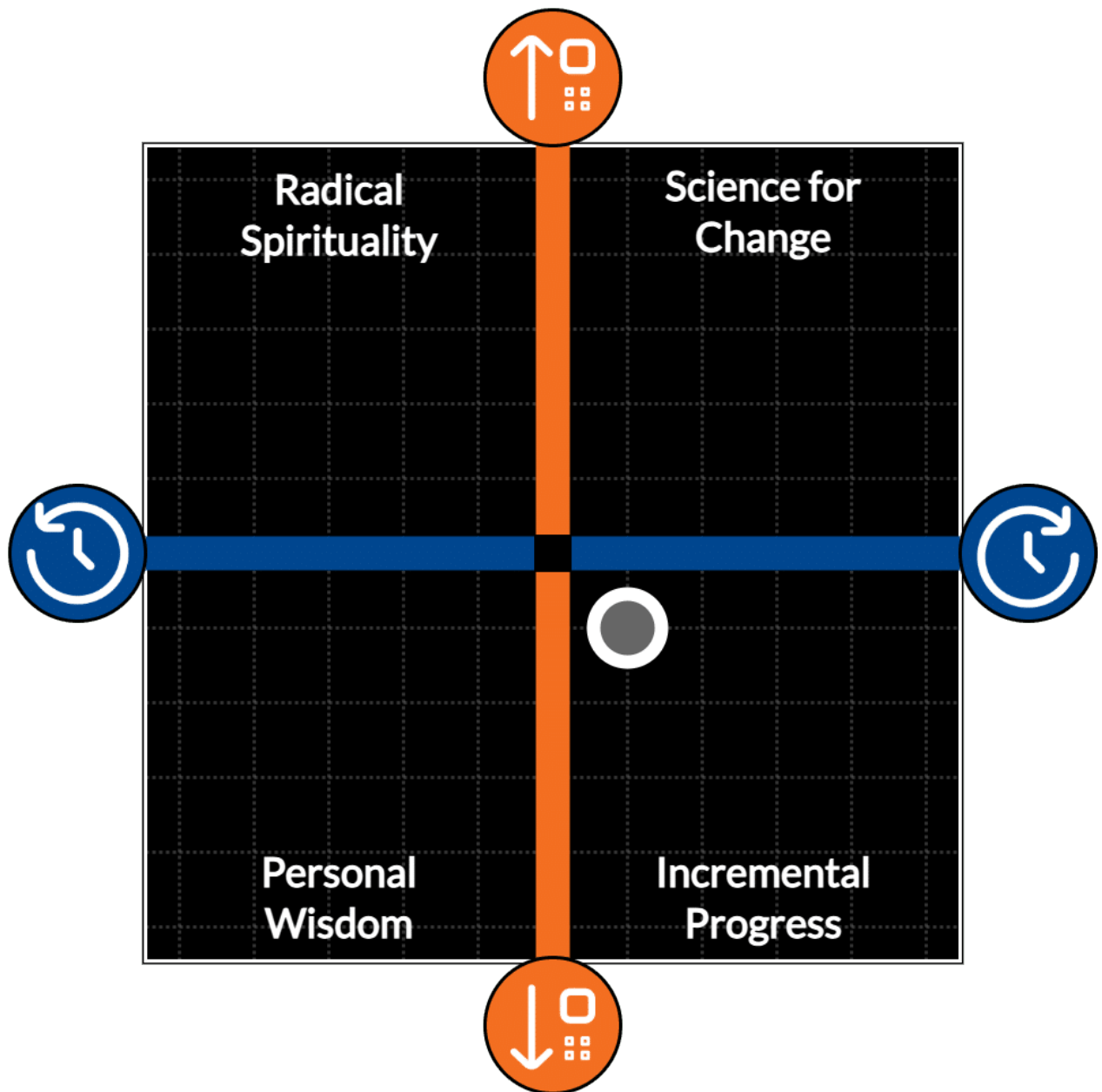
Based on your theme scores, we'll assign you an EcoType from the **Knowledge/Action** domain. [Read more on all Knowledge/Action EcoTypes.](#)

Based on your axis and theme results above, here is your EcoType!:

Incremental Progress

Would you like to read more about [Incremental Progress](#), or the other [Knowledge/Action EcoTypes](#)?

Your EcoTypes score is displayed on the chart below: the dot compares your theme domain against thousands who took the EcoTypes survey in 2024-25. Technically, your dot is the approximate [percentile](#) of your theme domain scores relative to others from 2024-25 in that EcoTypes sector. The farther away your score is from the center, the higher your theme percentiles—and, possibly, the better the fit of your EcoType!



Your theme domain scores, scaled according to 2024-25 response percentiles.

Due to your similar theme scores, you may wish to consider one or more additional EcoTypes below:

- **Resource Stewardship.** Would you like to read more about [Resource Stewardship](#), or the other [Action/Place EcoTypes](#)?

Your Complementary EcoType

Each EcoType is different from other EcoTypes. But the biggest differences are between an EcoType and its [complementary](#) EcoType. [Complementarity](#) is a principle derived from physics, in which two opposing descriptions of reality are each true, yet a fuller truth arises from considering them both. The differences embedded in EcoTypes arise from our differing interactions with reality and can be a strength, if we are willing to engage with people whose EcoTypes differ from ours.

It's easy to identify your complementary EcoType: go to the chart above and look for the sector opposite from your EcoType, i.e., the one with theme signs that are the opposite of yours.

Your complementary EcoType is: **Radical Spirituality**. Would you like to read more about [Radical Spirituality](#), or the other [Knowledge/Action EcoTypes](#)?

Your Global Priorities

Finally, the EcoTypes survey asks you to choose four [global priorities](#) from a list of [Sustainable Development Goals](#) (SDGs) promulgated by the United Nations. [Here](#) is additional information on the SDGs from Wikipedia; there have also

been important studies on [popular](#) and [expert](#) SDG priorities. Below are the four global SDG priorities you selected.

- *ZERO HUNGER: End hunger, achieve food security and improved nutrition, and promote sustainable agriculture.*
- AFFORDABLE AND CLEAN ENERGY: Ensure access to affordable, reliable, sustainable and modern energy for all.
- SUSTAINABLE CITIES AND COMMUNITIES: Make cities and human settlements inclusive, safe, resilient, and sustainable.
- LIFE ON LAND: Protect, restore and promote sustainable use of terrestrial ecosystems, sustainably manage forests, combat desertification, and halt and reverse land degradation and halt biodiversity loss

For a sense of how global priorities may differ depending upon our EcoTypes, one sample SDG priority is listed for the persona corresponding to each of the [twelve main EcoTypes](#).

[?](#) FAQ

[✓](#) SURVEY

[i](#) COMPONENTS



Lewis & Clark College

ENVS (Environmental Studies) Program

Lewis & Clark College

615 S Palatine Hill Rd—MSC 62

Portland, Oregon 97219 USA

Keep In Touch w/ENVS & JDP

This site and all content © 2025 Jim Proctor, Lewis & Clark College |
Built on WordPress | [Log in](#)