

# Calculate Your 2025-26 EcoType!

This PDF can be printed and filled in by hand, or completed as a fillable form. Make sure to take the [EcoTypes survey](#) first, then [view your report](#) to enter data below. Questions? See the [survey report FAQ](#).

Your name: \_\_\_\_\_

Survey date: \_\_\_\_\_

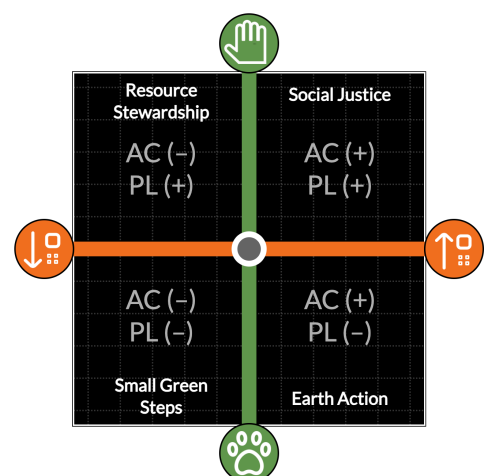
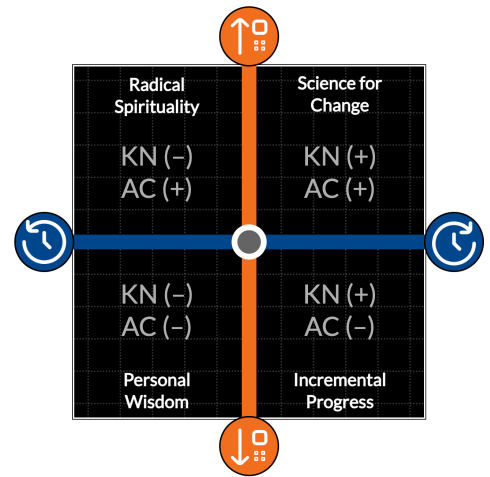
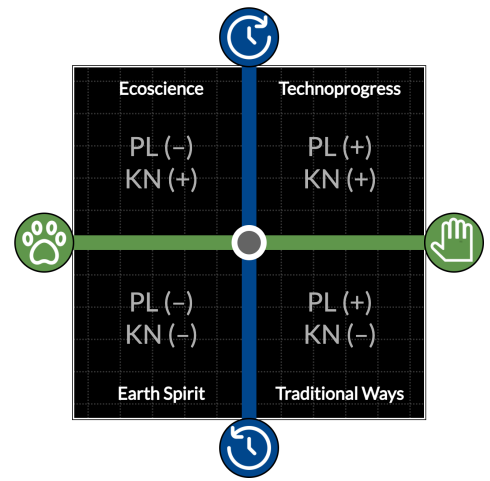
## What are your axis and theme scores?

Go to your report, then fill in all axis scores in the correct columns.

Make sure to enter the correct sign (+ or -) for each axis score.

The numerical average of all axes in each column is your theme score!

Axis	PLACE	KNOWLEDGE	ACTION
Aesthetics			
Change			
Economies			
Ecosystems			
Ethics			
Nature			
Science			
Social Scale			
Society			
Spirituality			
Technology			
Time			
Axis Average (Theme Score)			



## Which chart is your theme domain?\*

Which themes above have the greatest absolute value?

These determine your theme domain; see charts at right.

Enter your theme signs (+ or -) in two of the boxes below.

PL       KN       AC

## Your EcoType

Choose the chart at right corresponding to your theme domain.

Find the sector of your chart corresponding to the theme signs above.

That's your EcoType! Write it down below. Interested in [all EcoTypes](#)?

Your complementary EcoType is in the opposite sector of your chart.

My EcoType: \_\_\_\_\_

My Complementary EcoType: \_\_\_\_\_

\*If you have two or more theme scores equal to the *least* absolute value, you may have several possible EcoTypes; simply choose the two themes you are the most passionate about. If you have two or more theme scores equal to zero, you are on the boundary between two EcoTypes, as you'll see in the charts at right; simply choose what you consider the best fit for you.